


COMPACT 200/400/800

HYDRAULIC UNDER-GROUND OPERATOR
AND SEPARATE GATE SUPPORT BOX



The strength and reliability of a hydraulic system!

- Hydraulic underground operator for residential and commercial use.
Compact 200 - max leaf width 2.0 m. weight 200 Kg. rotation 100°
Compact 400 - max leaf width 4.0 m. weight 400 Kg. rotation 140°
Compact 800 - max leaf width 4.0 m. weight 800 Kg. rotation 180°
- **SEA TOTAL QUALITY:** All main components are manufactured and tested in-house, ensuring the highest engineering standards.
- The electric motor and all operational components sit in an oil filled bath providing continuous lubrication and rapid cooling of all moving parts.
- Robust internal physical stops available, replacing the need for ground stops.
- Adjustable electronic slow down at end of travel for a smooth and quiet system of automation.
- Stainless steel gate support box available.



Key release optional



In built physical stops



Pressure adjustment valves

Fast, reliable, safe, silent and secure!

- Locking version available for gate leaf widths up to 2.0 m and non locking version for gate leaf widths up to 4.0 m.
- Opening times for 90 degrees of 12 -14 seconds.
- Adjustable safety valves in both directions of travel to protect pedestrians, vehicles and even the automation equipment from excessive forces.
- Internal non return valves provide security against unauthorised access, with high security electromechanical and electro-magnetic locking systems available to suit any additional security requirements.
- Duty cycles of 45 operations per hour can cope with the busiest of commercial sites.
- Brass, aluminium and stainless steel parts for added durability, with thermal overload built into the motor windings for the highest protection levels.
- Manual release system with customised key ensures reliable operation even in the most demanding of locations.

**When quality matters make sure it's SEA
the engineers' choice!**

SEA (UK) Limited.
Unit 6A Olton Wharf, Solihull,
West Midlands, B92 7RN
Birmingham Tel: 0121 706 9629
Birmingham Fax: 0121 764 5603
London Tel: 020 8360 8022
London Fax: 020 8364 2516
sales@seaukld.co.uk
www.seaukld.co.uk

COMPACT

Specifications

COMPACT 200 / 400 / 800

Supply Voltage	230Vac+5% 50/60Hz
Motor Power	180 W / 220 W / 220W
Shaft Stroke	-
Cycles Hour	45
Operating temperature	-20°C + 55°C
Operator Weight	11.6 / 11.6 / 13.8 Kg
Max leaf length	2.0 mtr. locking 4.0 mtr. non locking
Opening Degrees	100° - 140° - 180°
Angular Speed	7° rotation per second
Protection class	Ip67
Starting Capacitor	8uF / 12.5 uF / 12.5uF
Max Rotational Torque	56 daN

CONTROL BOARDS Technical Specifications

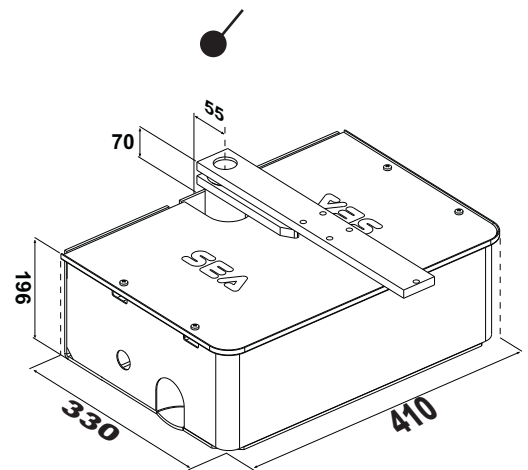
Gate 1 (for 1 leaf)

- Management of a 230 Vac motor with or without limit switch.
- Automatic logic (4 modes), semiautomatic and step by step.
- Electronic slow down in opening and closing.
- Motor run time and pause open time regulation
- Self-learning operating time.
- Self-test on photocells.
- Self-diagnostics system.
- Encoder speed management (Safety Gate for swing gates).
- Diagnostic Leds on all outputs/inputs.
- Extractable connectors for ease of wiring.
- Integrated 433 MHz receiver compatible with radio transmitters SMART, HEADROLL and HEAD ECOPY series (800 users).
- Fully compatible with all SEA accessories.
- Compatible with all manufacturers of audio and video intercom equipment.
- Digital code pads.
- Card reader systems, stand alone and computer linked.
- Time clocks and hold open switches.
- Induction loop free entry, free exit and safety.
- Photocell free entry, free exit and safety.
- Patented rubber mechanical safety edges.
- Vehicle recognition systems.
- Biometric identification systems.

Gate 2 (for 2 leaves)

- Management of two 230 Vac motors with or without limit switch
- Four logic systems available semi-automatic, safety, step by step and standard automatic.
- Electronic slow down in opening and closing.
- Motor run time and pause open time regulation.
- Fully programmable leaf delay system in opening and closing.
- Self-test on photocells.
- Self-diagnostic system.
- Encoder speed management (Safety Gate for swing gates)
- Electric lock management.
- Diagnostic Leds on all outputs/inputs.
- Extractable connectors for ease of wiring.
- Integrated 433 MHz receiver compatible with radio transmitters SMART, HEAD ROLL and HEAD ECOPY series (800 users).
- Optional control devices as standard:-
 - Three different safety inputs as standard
 - Pedestrian gate inputs
 - Diagnostic functions
 - End of travel limits and encoder movement sensing
 - Stop circuits and flashing light system
- Fully compatible with all SEA accessories.
- Compatible with most manufacturers of audio and video intercom equipment.
- Digital code pads.
- Card reader systems, stand alone and computer linked.
- Time clocks and hold open switches.
- Induction loop free entry, free exit and safety.
- Photocell free entry, free exit and safety.
- Patented rubber mechanical safety edges.
- Vehicle recognition systems.
- Biometric identification systems.
- Electronic current sensors for electromechanical operators.
- Compatible with most manufacturers of automation equipment both hydraulic and electro-mechanical.
- Optional display system.
 - Alphanumeric LCD display 2 lines of 16 letters
 - Modify all program times
 - 10 event safety system fault recording
 - Customisation of logic functions
 - Full diagnostic functions

Foundation Box Dimensions in (mm) COMPACT 200 /400 and 800




Accessories.

Loop detectors / Photocells / Key pads / Card readers / Transmitters & receivers/ Telephone entry systems / Audio and video intercom systems wireless and cabled.
Vehicle recognition systems / Biometric recognition systems / Patented rubber mechanical safety edge / Time clocks / Hold open switches.



SAFETY GATE

SEA patented reversing system for swing gates. Self learning movement sensor for additional safety.



Gate 2 Control Panel



Battery Photocells.

AC = Lock in opening and closing, SC= Lock only in closing, SA= Lock only in opening, SB= Without lock
SB = Non locking for larger gate leaves and fail safe systems.

OPERATOR	AC	SB	SC	SA
COMPACT 200 / 400 / 800	•	•	-	-

• =Lock available - = Lock not available