

EN 12453
EN 12445
COMPLIANT

HALF TANK

HYDRAULIC SWING OPERATOR FOR RESIDENTIAL
& LIGHT COMMERCIAL APPLICATIONS
(INTENSIVE OPERATION)

Max gate leaf length - 2200 mm (self locking) & 7000 mm
Max gate leaf weight - 700 kg





Features

- **High strength locking system** provided by internal non return hydraulic lock valves on 2200 mm operator.
- **Manual release system** with customised key for use in the event of a power failure.
- **Electronic slow down** at the end of travel for a smooth and safe operation.
- **Oil filled bath** providing continuous lubrication and rapid cooling of all moving parts.
- **Adjustable safety valves** in both directions of travel providing added protection of Vehicles & Equipment.

Advantages

- **Engineered** to a very high standard and **tested** in-house to ensure reliability and durability.
- **Brass & stainless steel** valves and connectors make it one of the **strongest operators** available for the residential & light commercial markets.
- **Adjustable electronic slow down** in both directions of travel for smoothness of operation.
- **Built-in thermal overload** provides the highest level of protection for the motor allowing continuity of use.
- **New generation 220 watt motor** provides industrial strength & reliability.



**“Where quality matters, ask for
SEA - the Engineers’ choice!”**

SEA (UK) Limited

Midlands Head Office:-

Unit 6A Olton Wharf, SOLIHULL
West Midlands, B92 7RN
Tel: 0121 706 9629 / Fax: 0121 764 5603

London Trade Counter:-

1-4 Grange Mews,
Rear of 28 The Grangeway,
LONDON N21 2HG
Tel: 020 8360 8022 / Fax: 020 8364 2516

sales@seauktd.co.uk / www.seauktd.co.uk

HALF TANK

Specifications

Half Tank

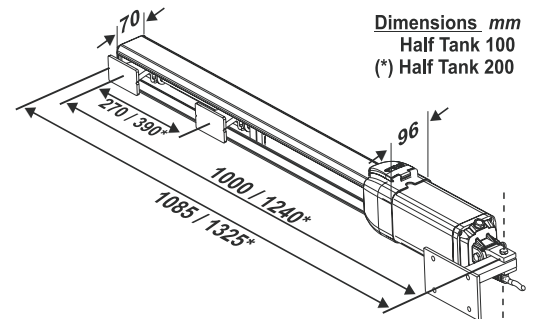
Supply voltage	230v +5% 50/60Hz
Motor power	220 W
Shaft stroke	270 mm / 390 mm
Cycles hour	55 / 70
Operating temperature	-20°C + 55°C
Operator weight	1.4 / 13.61 Kg
Max leaf length	2200 mm (self locking) & 7000 mm
Opening degrees	90° - 120°
Shaft speed	1.0/ 1.5/ 2.0cm/sec (1.0ltr/ 1.5ltr/ 2.0ltr pumps)
Protection class	IP55
Starting capacitor	12.5 uF
Max pushing force	640 daN

CONTROL BOARD - Specifications

GATE 2 - 230V

- Management of two 230V motors with or without limit switch
- Automatic logic (4 modes)
- Slow down in opening and closing
- Motor torque adjustment
- Self-learning operating times
- Auto-test on photocells
- Auto-diagnostic
- Rotation sensing by combining with patented Safety Gate
- Electric lock management
- Diagnostic LEDs on all outputs/inputs
- Extractable connectors
- Inbuilt radio control system for rolling code and Ecopy

HALF TANK Dimensions in mm



Accessories to Enhance your System:-

- Loop detectors
- Photocells
- Keypads
- Card readers
- Transmitters and receivers
- Telephone entry systems
- Audio and video intercom systems (wireless and cabled)
- Vehicle recognition systems
- Biometric identification systems
- Patented mechanical safety edges (wireless and cabled)
- Time clocks
- Hold open switches

Model	Stroke	D Max	D Max Recommended
HT 100	270 mm	125 mm	75 mm
HT 200	390 mm	240 mm	130 mm


SEA SAFETY GATE:-

Patented reversing system for swing gates with a self learning movement sensor for additional safety.

En12453 & EN 12445 tested.



Gate 2 Control Panel



Anti-Vandal Industrial Photocell for added protection



Physical Stops

