

EN 12453  
EN 12445  
COMPLIANT

## SURF 250 & 350

ELECTROMECHANICAL OPERATORS  
FOR DOMESTIC & LIGHT COMMERCIAL GATES

Max gate leaf length - 2500 / 3500 mm  
Max gate leaf weight - 250 / 300 kg




### Features

- **Electromechanical operator**, irreversible, 230V and 24V options.
- **Secure** hinged key lock system.
- **Adjustable mechanical** open and closed stops available.
- **Electronic and mechanical** stops included on the 350 version.
- **Single leaf pedestrian option** and **automatic closing** functions provided as standard.
- **Black finish** as standard - optional grey case available.

### Advantages

- **Engineered** to a very high standard to provide reliability & durability.
- **Electronic slow down** in both directions of travel, for smoothness of operation.
- **Adjustable operating speed** (24V version) to cater for a range of gate leaf sizes.
- **Fine sensitivity adjustment** for additional peace of mind.
- **Single leaf pedestrian operation** for security & safety.
- **Extended operator length** for ease of installation.



**“Where quality matters, ask for  
SEA - the Engineers’ choice!”**

#### SEA (UK) Limited

##### Midlands Head Office:-

Unit 6A Olton Wharf, SOLIHULL  
West Midlands, B92 7RN  
Tel: 0121 706 9629 / Fax: 0121 764 5603

##### London Trade Counter:-

1-4 Grange Mews,  
Rear of 28 The Grangeway,  
LONDON N21 2HG  
Tel: 020 8360 8022 / Fax: 020 8364 2516

sales@seauktd.co.uk / www.seauktd.co.uk

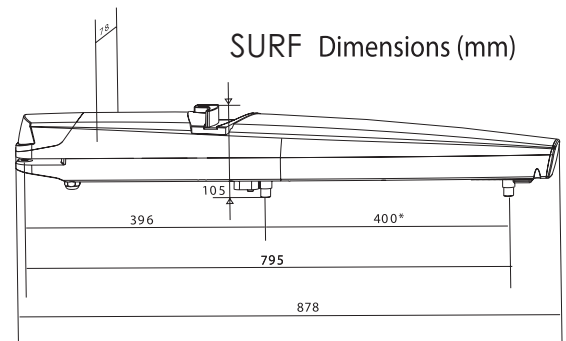
**SEA (UK) LIMITED**  
**SURF**

Specifications	250	350	350 24V
Power supply	230V ~ 50/60 Hz		
Motor power supply	230V ~ 50/60 Hz		24V
Max. power	180 W		70 W
Max. absorbed current	0.90 A		2.5 A
Stroke	400 mm		
Speed	1.6 cm/s		Adjustable
Cycle/hour (operating temp. 20°C)	35		70
Operating temperature	-20°C +50°C		
Motor thermal protection	130°C		N/A
Max. thrust	2000 N		
Capacitor	6.3 uF		N/A
Operator weight	7.5 kg		7.8 kg
Protection	Ip44		
Max. leaf length	2.5 m	3.5 m	3.5 m
Max. degree of opening	120°		

**CONTROL BOARD - Specifications**

**GATE 2 - 230V**

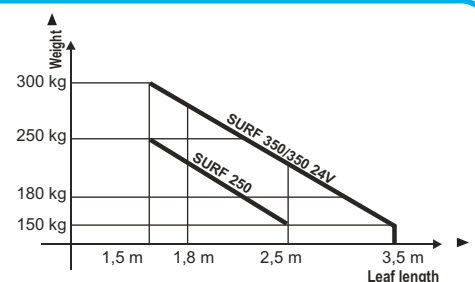
- Management of two 230V motors with or without limit switch
- Automatic logic (4 modes)
- Slow down in opening and closing
- Motor torque adjustment
- Self-learning operating times
- Auto-test on photocells
- Auto-diagnostic
- Rotation sensing by combining with patented Safety Gate
- Electric lock management
- Diagnostic LEDs on all outputs/inputs
- Extractable connectors
- Inbuilt radio control system for rolling code and Ecopy



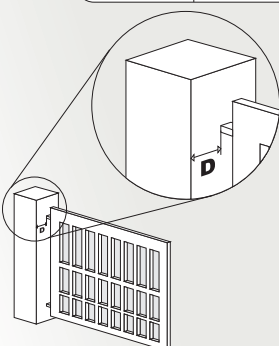
**Accessories to Enhance your System:-**

- Loop detectors
- Photocells
- Keypads
- Card readers
- Transmitters and receivers
- Telephone entry systems
- Audio and video intercom systems (wireless and cabled)
- Vehicle recognition systems
- Biometric identification systems
- Patented mechanical safety edges (wireless and cabled)
- Time clocks
- Hold open switches

**Gate leaf weight to length ratio**



Stroke	D Max	D Max Recommended
400mm	240mm	140mm



Battery Photocells



**SEA SAFETY GATE:-**  
Patented reversing system for swing gates with a self learning movement sensor for additional safety.  
En12453 & EN 12445 tested.