



Cleverly simple
control of energy.

HobSensus

Kitchen Safety



Take control of **Kitchen safety**
with a device **designed specifically** for **multi-occupancy accommodation.**



Cleverly simple **control** of energy.

The provision of student accommodation presents many challenges. Safety, comfort and affordability being top of the list.

Since 1997 we have been developing products and specifically for this sector.

Our core focus is to deliver systems that help our customers provide **comfortable, safe** and **compliant** accommodation while maximising operational efficiency.

HobSensus has been recognised by Electrical Safety First and presented with the **Safety Innovation Award**



HobSensus

Kitchen Safety

HobSensus is an auto shut-off device for electric hobs. It has been designed to reduce the risk of fire in kitchens left unattended while cooking is in progress. HobSensus makes any kitchen safer, but was developed specifically for student accommodation.

Monitoring and operation

It monitors the cooking surface using a unique 64-zone sensor. It also contains a timer*. A press of the red button activates the unit. If power to the hob is not switched off when cooking has finished, it will be cut when the allocated time elapses.

But the simply clever part is the sensor. It continually monitors the cooking surface, and if the temperature approaches dangerous levels, the hob is switched off.



* Pre-set time - 15, 20, 30 or 120 minutes

HobSensus

Features

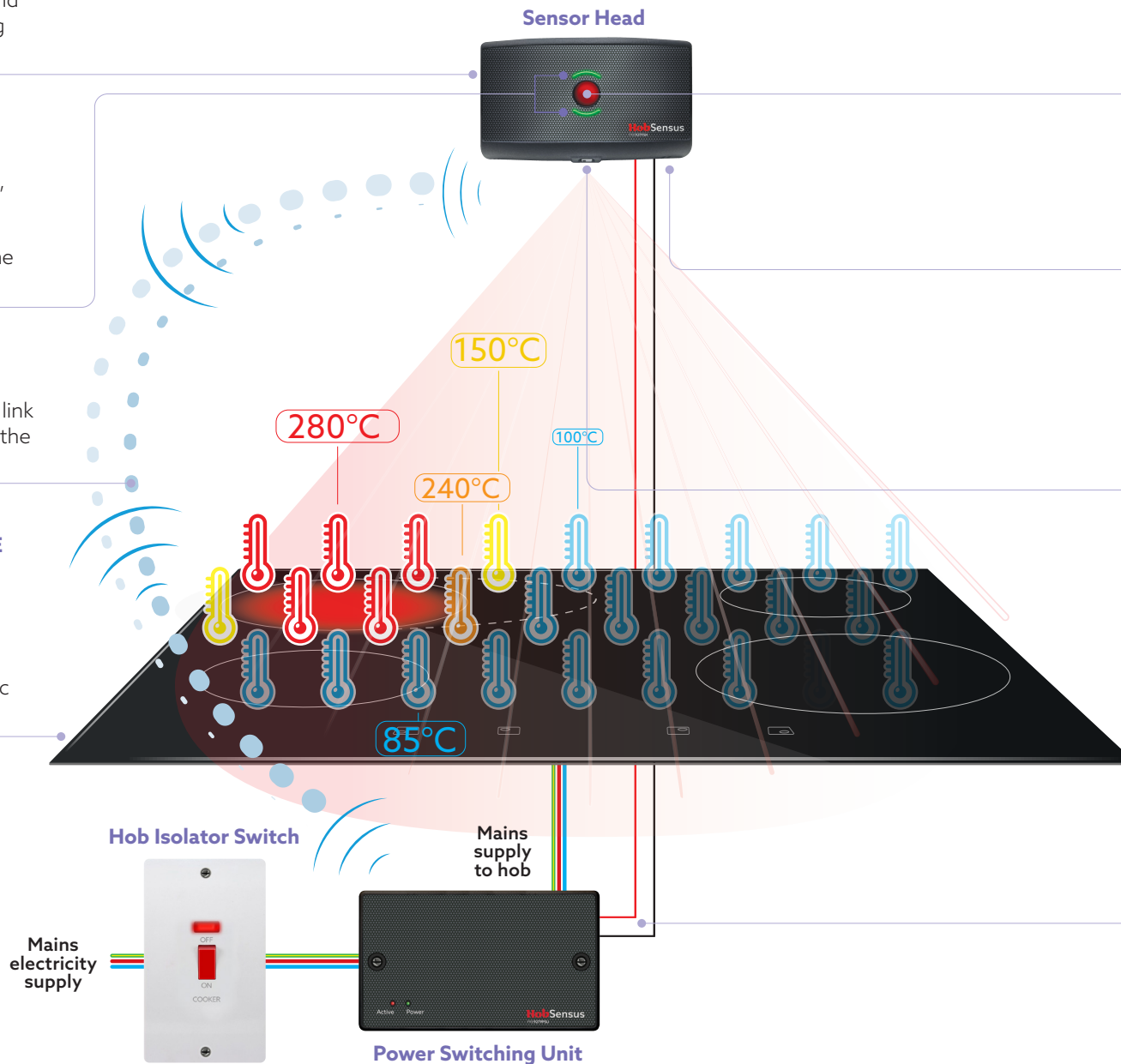
HobSensus is **ROBUST** and will withstand challenging environments.

The **LED LIGHTS** provide a visual alert to the unit's state: green (operational), amber (pre-trigger), red (power cut-off). Intensity changes depending on the circumstances.

A secure highly-reliable **DIGITAL RADIO SIGNAL** provides communication link for the Sensor Head and the Power Switching Unit.

The **COOKING SURFACE** is divided into 64 zones with each zone returning temperature readings.

HobSensus will control most 600-900mm electric hobs.



The '**ON**' **BUTTON** activates HobSensus. In situations where reaching for the button may be an issue, the unit can be set to 'Auto-on'. In this mode, HobSensus will activate as soon as the hob is switched on.

An **AUDIBLE ALARM** beep signals a triggering. It intensifies if no action is taken and cut-off occurs.

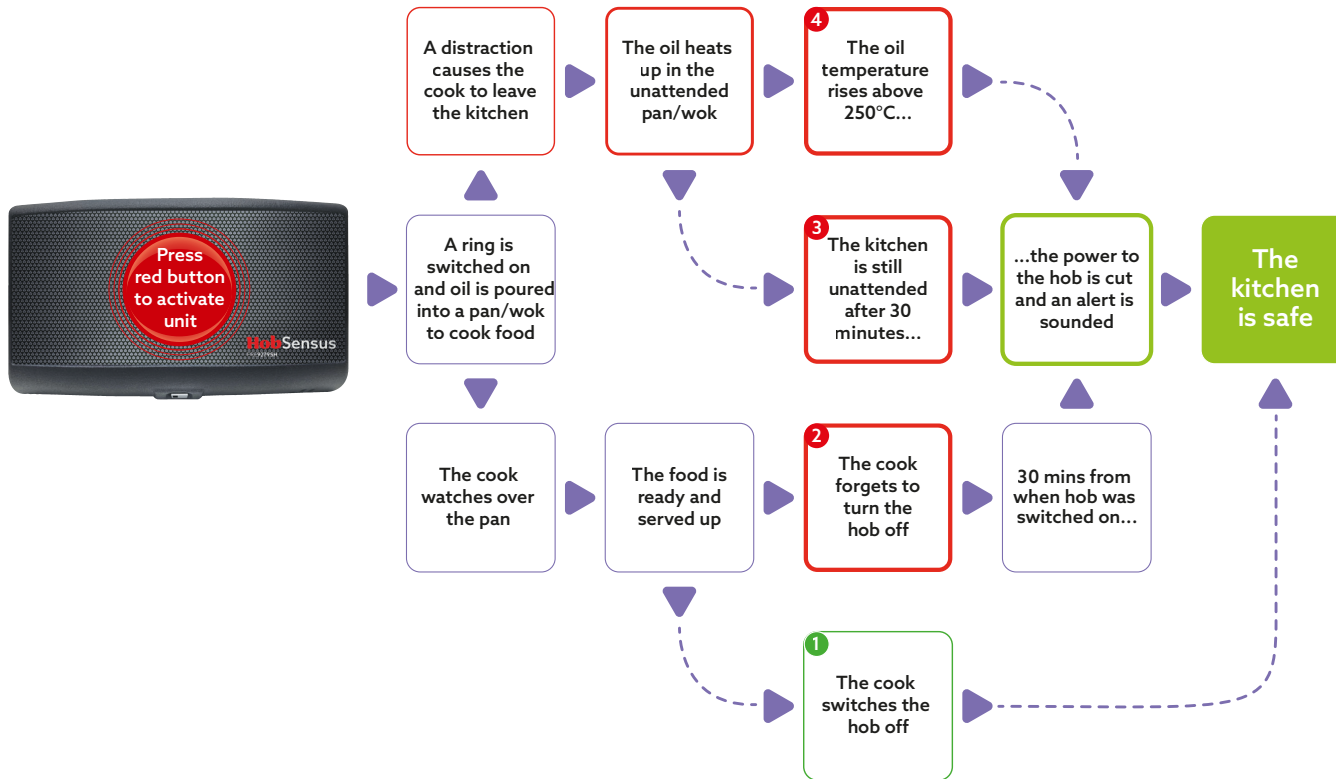
The **HEAT SENSOR** monitors the cooking surface. If temperatures reach 280°C, HobSensus enters pre-trigger mode. If no action is taken, the hob will be switched off.

Link **HOBSSENSUS** to third party devices i.e. fire alarms and smoke detectors and all hobs in a block can be turned off when any these are activated.

A **LOW VOLTAGE** supply from the Power Switching Unit powers the Sensor Head. If impractical, batteries can be used.

HobSensus

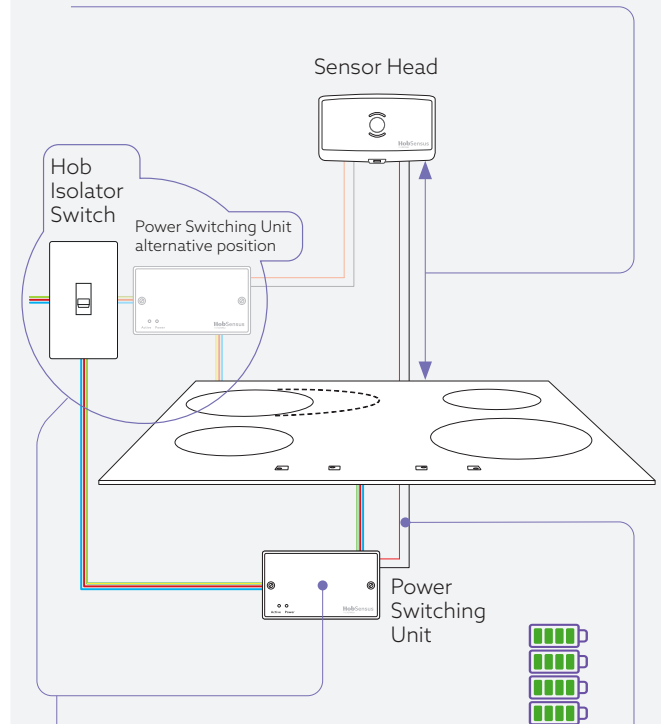
Three scenarios that lead to unsafe hobs



Installation

The Sensor Head is affixed to the wall behind the hob. The Power Switching Unit is installed close to the isolator switch, either on the wall or below the hob in a kitchen cupboard.

Bluetooth technology provides communication between the two units.



The **POWER SWITCHING UNIT** is installed between the hob and the hob isolator switch. This can be under the work top or on the wall behind the hob.

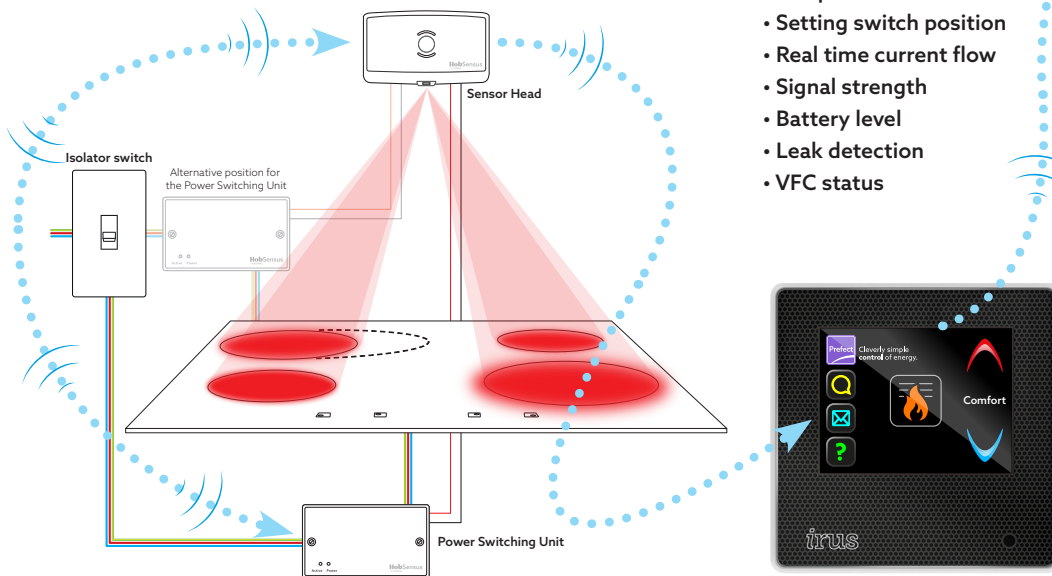
LOW VOLTAGE wires supply power to the Sensor Head. Where this is impractical, 4 AA batteries can be used, with a life expectancy of around 2 years.

HobSensus is designed as a stand-alone device, but can be integrated with Irus (Prefect's centrally controlled building services management system). Bluetooth connects HobSensus to the closest ControlSensor, and from there on to the Irus network. A range of additional features then become available. Hobs can be monitored remotely, each unit is viewed on the Irus Portal from any internet enabled device, and the following details displayed:

Reporting

The portal enables remote monitoring of each HobSensus unit to show;

- Current state
- Standby
- Active
- Pre-Alarm
- Alarm
- Tamper status
- Setting switch position
- Real time current flow
- Signal strength
- Battery level
- Leak detection
- VFC status



Room	Temperature	State
Block 6 siFU 15	28.0°C	Normal
Block 7 siFU 16	31.4°C	Normal
Flat 101-A	21.3°C	Normal
Flat 101-B	21.2°C	Normal
Flat 101-C	22.2°C	Normal
Flat 101 Kitchen	24.2°C	Normal
Flat 101 Kitchen Hob		ACTIVE
101 Water Tank	59.5°C, 61.4°C	Water Normal
Flat 102-A	24.5°C	Normal

The *irus* ecosystem

Hardware - Control and Monitoring



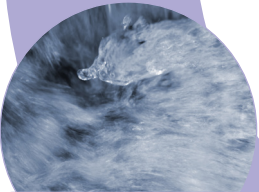
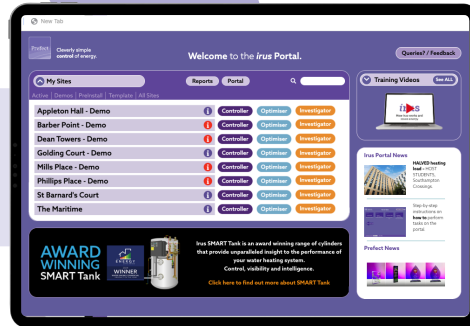
SpaceHeat



HobSensus



SmartTank



LeakDetect

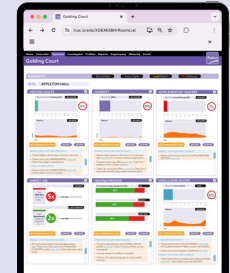


UtilityMeter

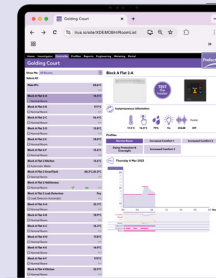


WaterSense

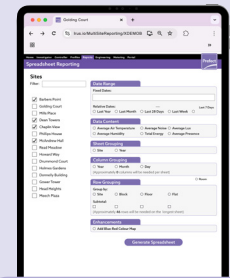
Software - Control and Analytical tools



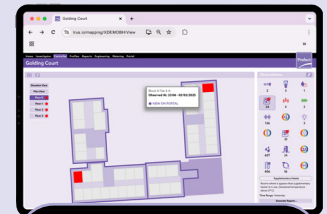
Optimiser



Controller



Reporter



Investigator