


Fitness stations





Warm Up Bench

L 2000mm W 835mm H 1250mm
 FFH: 200mm
 Minimum Area: 17.4m²
 L 4940mm W 3835mm

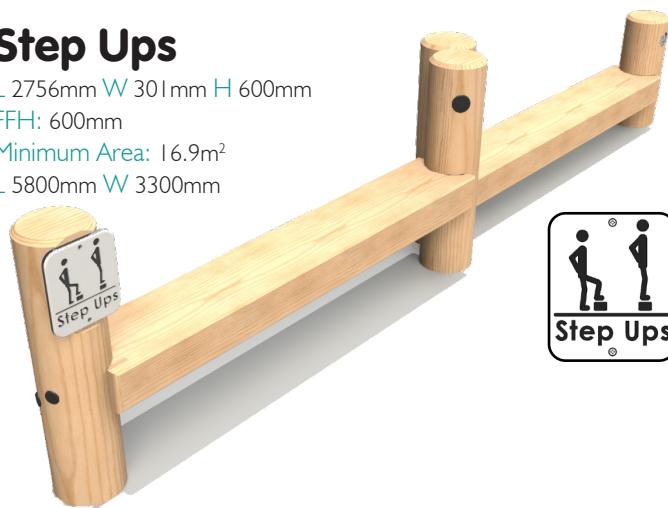


Incline Leg Raise

L 1975mm W 1080mm H 1500mm
 FFH: 1500mm
 Minimum Area: 18.1m²
 L 4858mm W 4080mm

Step Ups

L 2756mm W 301mm H 600mm
 FFH: 600mm
 Minimum Area: 16.9m²
 L 5800mm W 3300mm



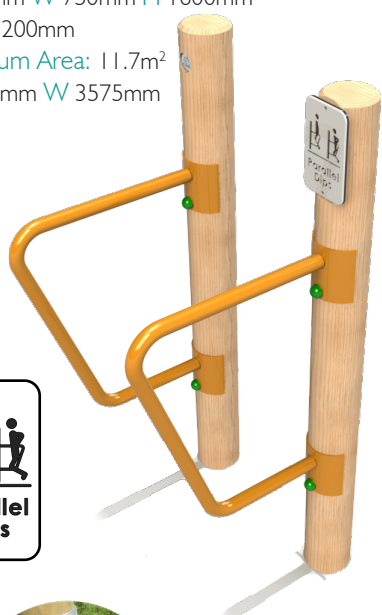
Sit Up Bench

L 2100mm W 1080mm H 700mm
 FFH: 700mm
 Minimum Area: 18.7m²
 L 5000mm W 4080mm



Vertical Leg Raise

L 745mm W 750mm H 1600mm
 FFH: 1200mm
 Minimum Area: 11.7m²
 L 3750mm W 3575mm



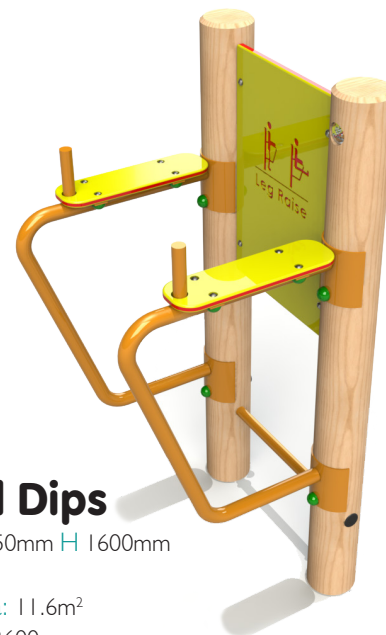
Low Parallette Bars

L 1076mm W 750mm H 1000mm
 FFH: 1000mm
 Minimum Area: 12.7m²
 L 3980mm W 3600mm



Parallel Dips

L 745mm W 750mm H 1600mm
 FFH: 1175mm
 Minimum Area: 11.6m²
 L 3645mm W 3600mm



Steel feet

Galvanised steel feet can be fitted on all Fitness Equipment items for a small additional charge. Steel feet offer an alternative to in ground timbers and can be used in both wet pour surfacing and extended for loose fill bark.




Steel Feet option available, more details and prices are available upon request

Other Steel colours are available upon request

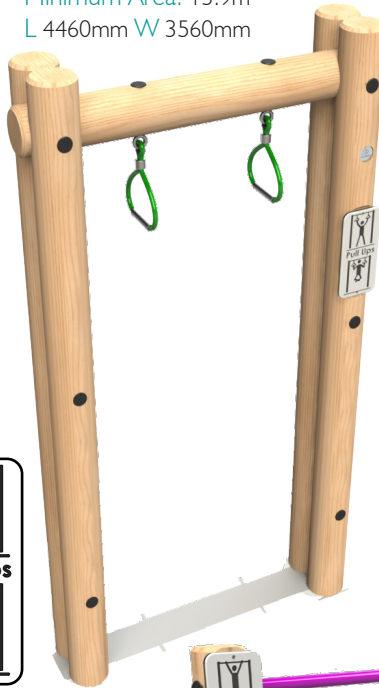
Parallel Ring Beam

L 1200mm W 375mm H 2250mm
 FFH: 1950mm
 Minimum Area: 16.9m²
 L 4860mm W 4000mm




Parallel Trapeze Grips

L 1250mm W 300mm H 2250mm
 FFH: 1730mm
 Minimum Area: 13.9m²
 L 4460mm W 3560mm



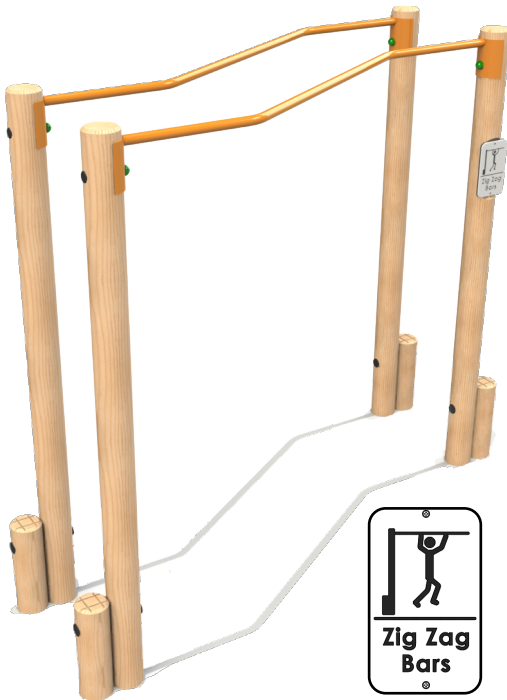
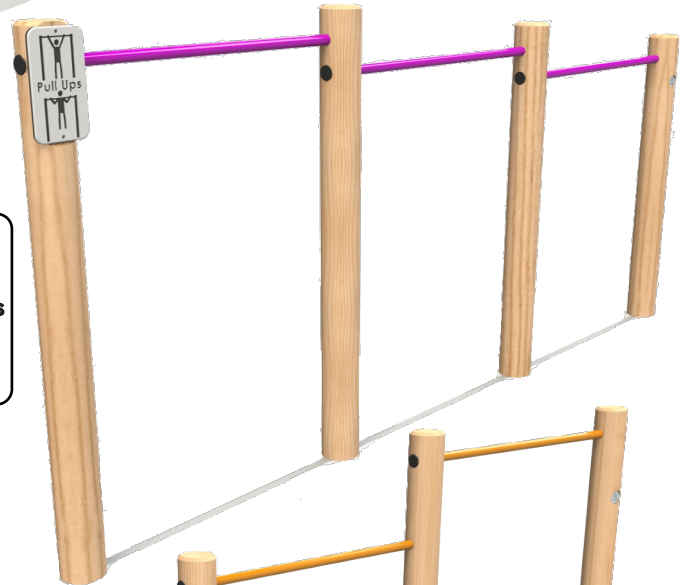
Single Bar Chin Up

L 1200mm W 150mm H 1800mm
 FFH: 1720mm
 Minimum Area: 13.2m²
 L 4460mm W 3410mm



1.5m Chin Ups

L 3200mm W 125mm H 1500mm
 FFH: 1420mm
 Minimum Area: 17.7m²
 L 6200mm W 3125mm



Zig Zag Traverse Bars

L 2500mm W 1325mm H 2100mm
 FFH: 2100mm
 Minimum Area: 24m²
 L 5925mm W 5374mm

2.4m Chin Ups

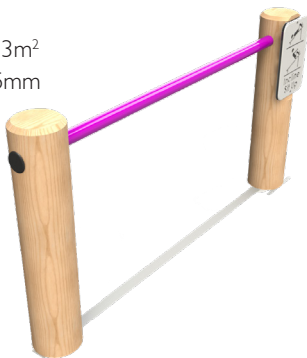
L 3200mm W 125mm H 2400mm
 FFH: 2300mm
 Minimum Area: 26.1m²
 L 7135mm W 4060mm



Other Steel colours are available upon request

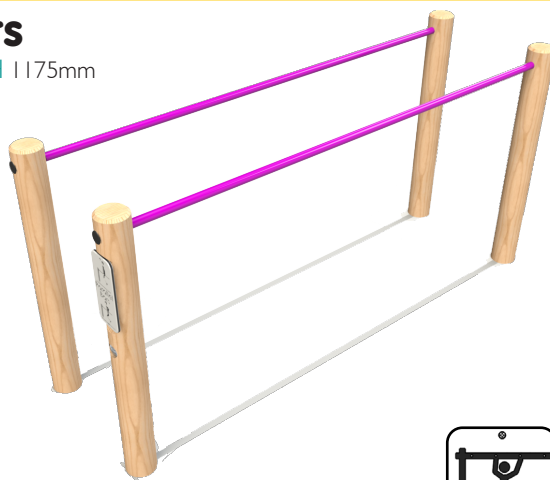
Incline Pull Up

L 1150mm W 125mm H 600mm
 FFH: 600mm
 Minimum Area: 11.3m²
 L 4150mm W 3125mm



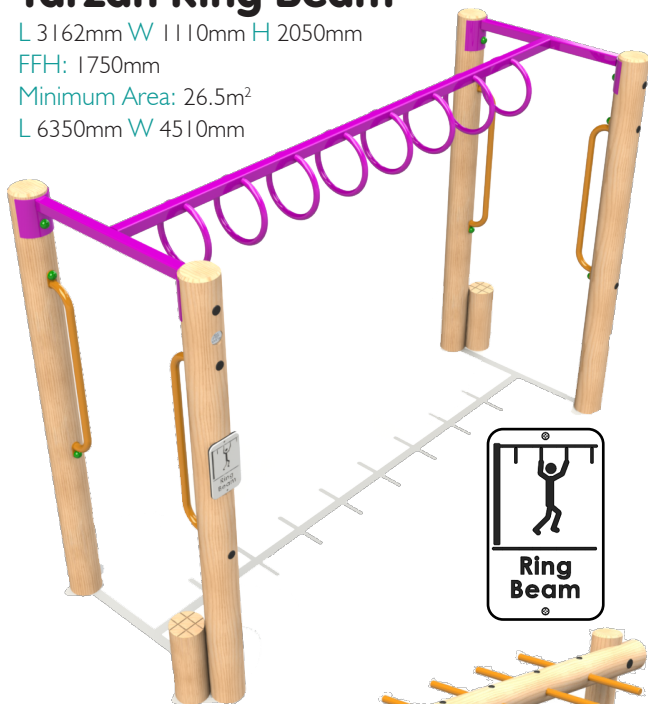
Parallel Bars

L 2400mm W 725mm H 1175mm
 FFH: 1175mm
 Minimum Area: 18.4m²
 L 5400mm W 3725mm



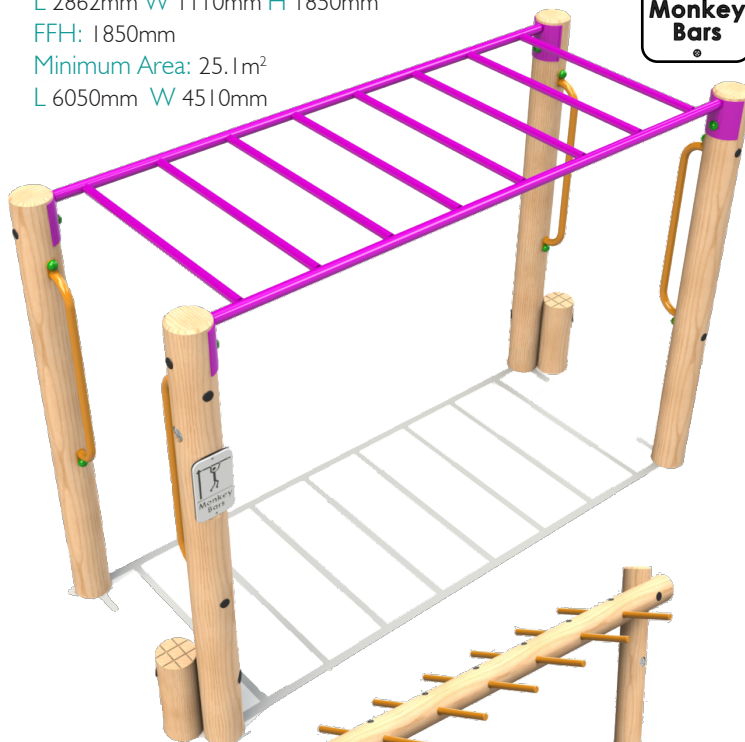
Tarzan Ring Beam

L 3162mm W 1110mm H 2050mm
 FFH: 1750mm
 Minimum Area: 26.5m²
 L 6350mm W 4510mm




Monkey Bars

L 2862mm W 1110mm H 1850mm
 FFH: 1850mm
 Minimum Area: 25.1m²
 L 6050mm W 4510mm



Monkey Bar Log

L 3450mm W 720mm H 2085mm
 FFH: 1975mm
 Minimum Area: 24.9m²
 L 6210mm W 4370mm



Sloping Monkey Bar Log

L 4050mm W 720mm H 2850mm
 FFH: 2850mm
 Minimum Area: 32m²
 L 7317mm W 5590mm



Steel feet

Galvanised steel feet can be fitted on all Fitness Equipment items for a small additional charge. Steel feet offer an alternative to in ground timbers and can be used in both wet pour surfacing and extended for loose fill bark.



Steel Feet option available, more details and prices are available upon request

Other Steel colours are available upon request


Sloping Stride Jumps | Set of 5

L 8250mm W 2116mm H 800mm
 FFH: 800mm
 Minimum Area: 57.2m² based on suggested layout
 L 11400mm W 5200mm



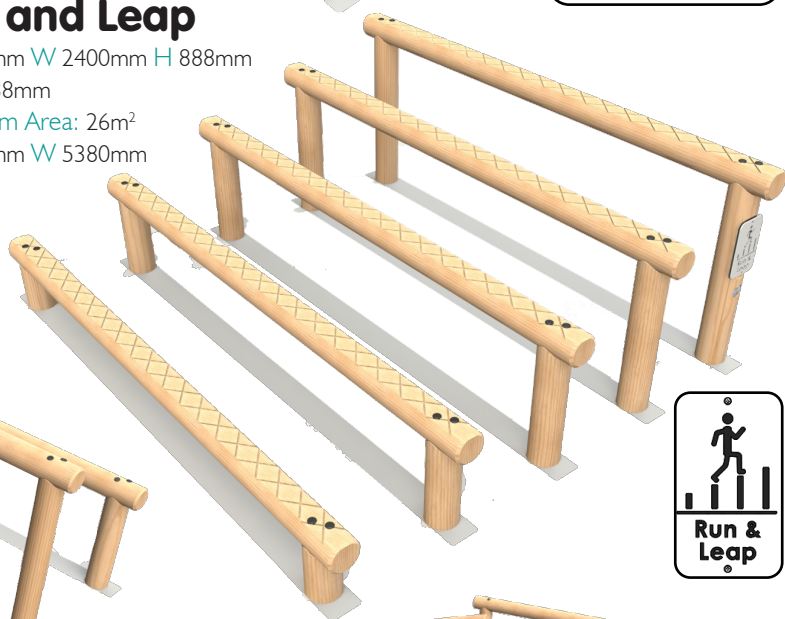
Log Hops | Set of 3

L 3125mm W 2400mm H 303mm
 FFH: 303mm
 Minimum Area: 31.4m² based on suggested layout
 L 6125mm W 5380mm



Run and Leap

L 2125mm W 2400mm H 888mm
 FFH: 888mm
 Minimum Area: 26m²
 L 5125mm W 5380mm




Over and Under

L 2925mm W 2400mm H 1100mm
 FFH: 1100mm
 Minimum Area: 30.3m² based on suggested layout
 L 5925mm W 5380mm



Vault and Leap | Set of 5

L 8250mm W 4473mm H 1200mm
 FFH: 1200mm
 Minimum Area: 78.4m² based on suggested layout
 L 11000mm W 7301mm



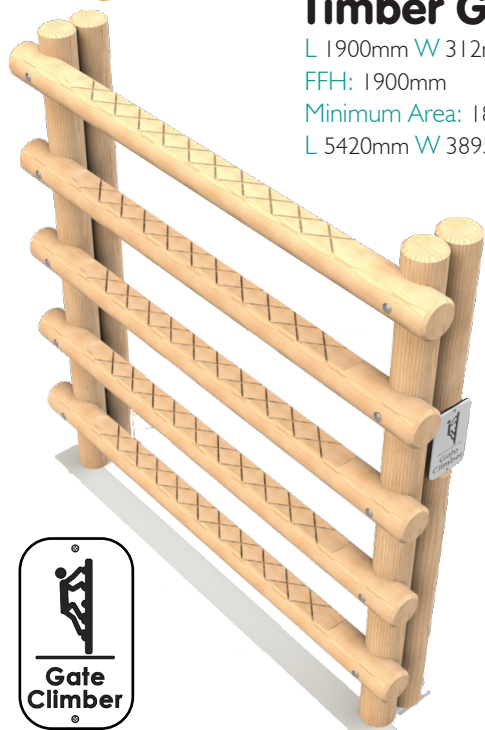
Other Steel colours are available upon request

Fitness stations

FFH - Free Fall Height

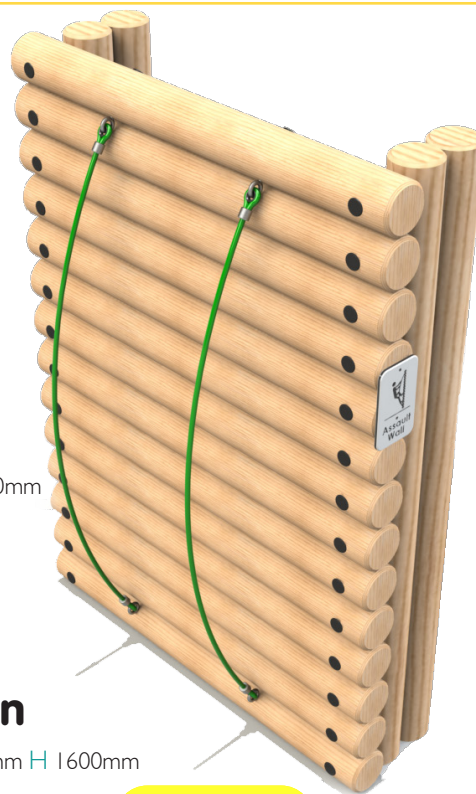
Timber Gate Climber

L 1900mm W 312mm H 1900mm
 FFH: 1900mm
 Minimum Area: 18.7m²
 L 5420mm W 3895mm




Assault Wall

L 1500mm W 450mm H 2100mm
 FFH: 2100mm
 Minimum Area: 17.7m²
 L 5020mm W 3970mm




Dip Station

L 2034mm W 1675mm H 1600mm
 FFH: 1200mm
 Minimum Area: 18.5m²
 L 4750mm W 4580mm



Tone Up Zone

L 4203mm W 2542mm H 2250mm
 FFH: 1950mm
 Minimum Area: 33.2m²
 L 7015mm W 6045mm



Steel feet

Galvanised steel feet can be fitted on all Fitness Equipment items for a small additional charge. Steel feet offer an alternative to in ground timbers and can be used in both wet pour surfacing and extended for loose fill bark.

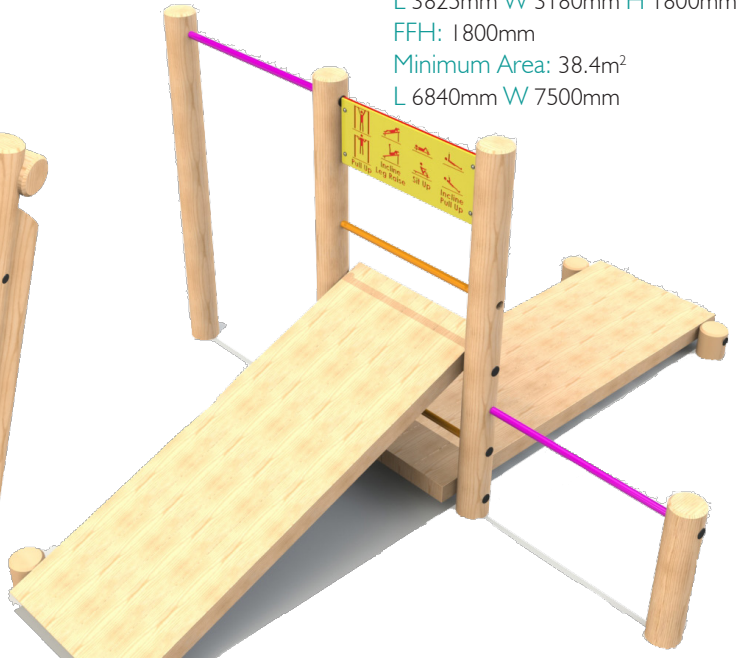


Steel Feet option available, more details and prices are available upon request

Other Steel colours are available upon request

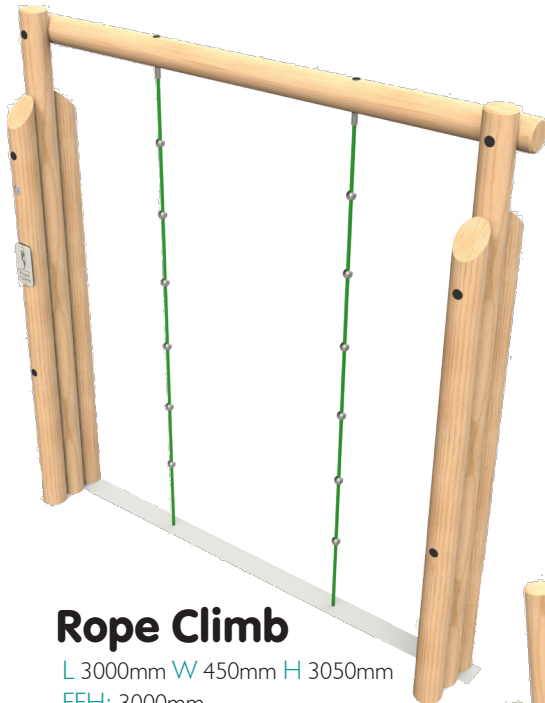
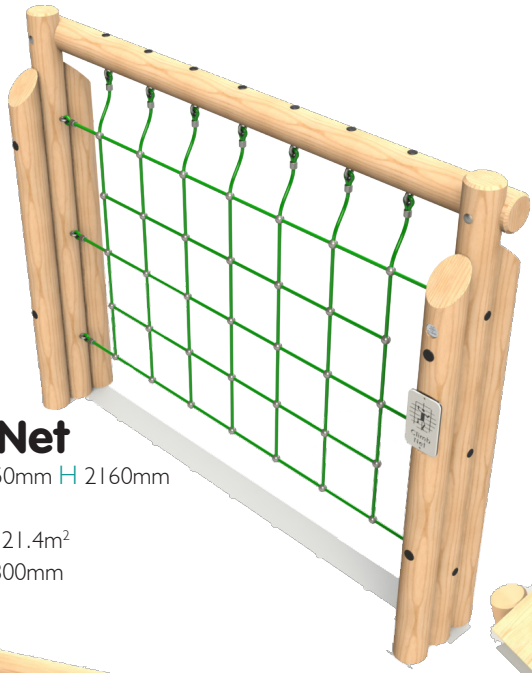
Pull Up Station

L 3825mm W 3180mm H 1800mm
 FFH: 1800mm
 Minimum Area: 38.4m²
 L 6840mm W 7500mm



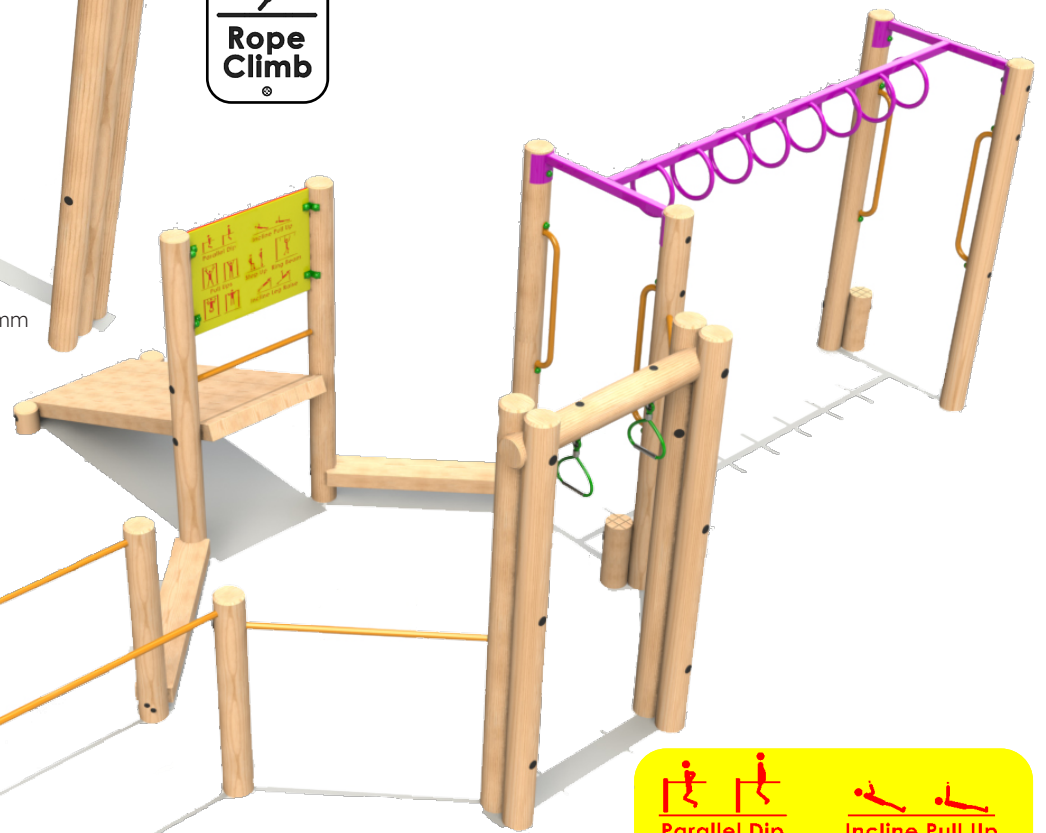
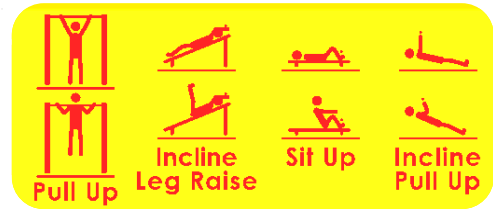
Assault Net

L 2700mm W 450mm H 2160mm
 FFH: 2160mm
 Minimum Area: 21.4m²
 L 6301mm W 3800mm




Rope Climb

L 3000mm W 450mm H 3050mm
 FFH: 3000mm
 Minimum Area: 35.7m²
 L 8000mm W 5000mm



Workout Circuit

L 8025mm W 4582mm H 2250mm
 FFH: 1950mm
 Minimum Area: 59.4m²
 L 11225mm W 7838mm



Other Steel colours are available upon request



The ability to offer unrivalled value for money whilst still ensuring exceptional quality and longevity is key. The Fitness range accommodates a range of budgets and play scheme sizes.

Our uncompromising approach to safety during the design and manufacturing process is paramount.

In order to ensure the highest level of accuracy, all units are produced on a custom made, state of the art, 6 Axis CNC machine. This technology allows us to offer unparalleled accuracy in the field of play timber production.

Tel: 01536 601950 / 07539629573 rpm@reidsplayground.co.uk www.reidsplaygroundmaintenance.co.uk

Reids Playground Maintenance Ltd, The Stone Yard, Furnace Ln, Finedon, Wellingborough NN9 5NY