

Timber Ships



RPM
REIDS PLAYGROUND MAINTENANCE LTD

Timber Ships



Ships Bow

Product Dimensions

4475mm (L) 3009mm (W) 2874mm (H)

Minimum Surface Area: 32.04m²

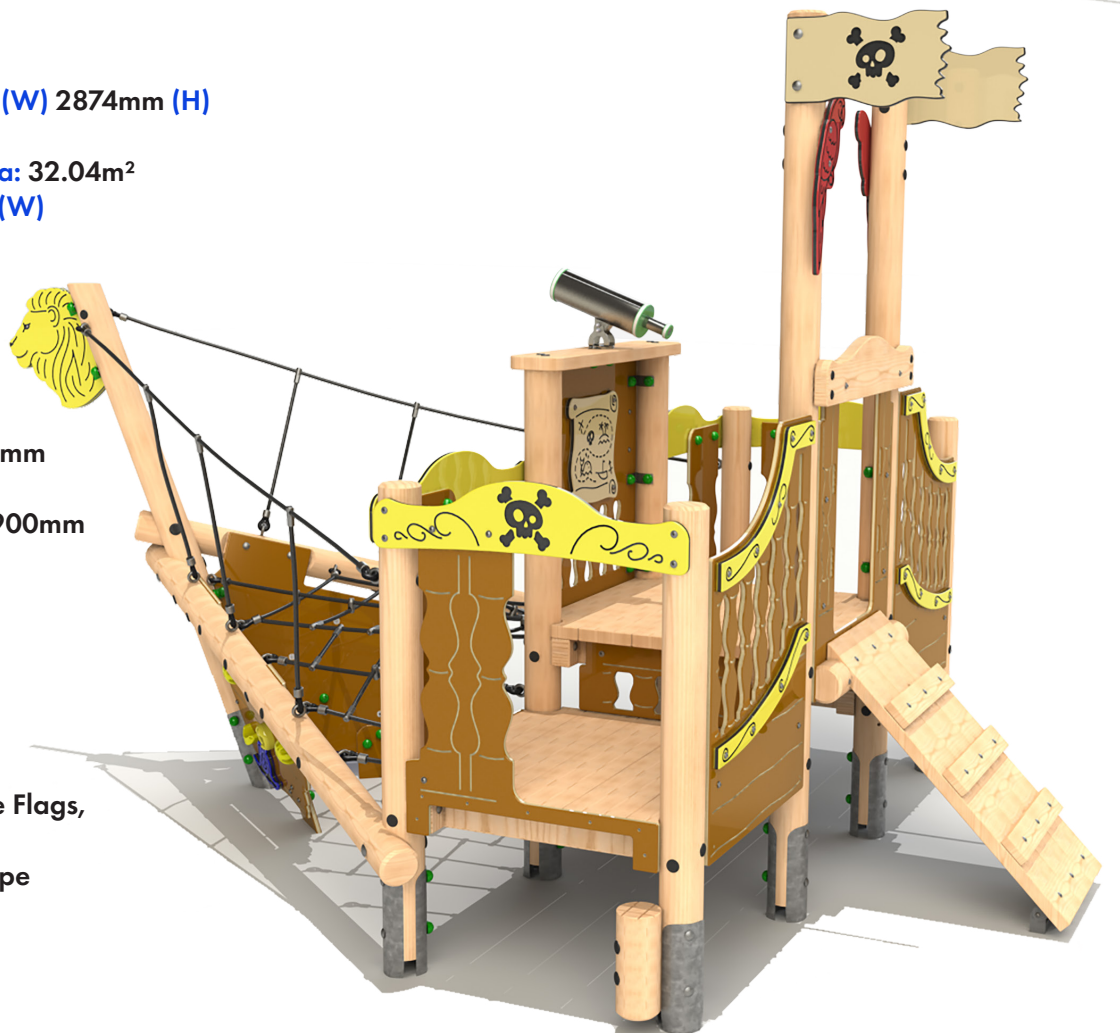
7146mm (L) 6008mm (W)

Free Fall Height: 1090mm

Deck Heights: 600 & 900mm

Features:

Access Ramp,
Climbing Panels,
Cargo Net,
Balance Walks,
Step Up Logs,
Treasure Map & Pirate Flags,
Themed HDPE Panels,
Stainless Steel Telescope



Bespoke Towers available, enquire for more information.

Timber Ships



Ships Stern

Product Dimensions

4181 mm (L) 4281 mm (W) 3078 mm (H)

Minimum Surface Area: 37.47m²

7755 mm (L) 7153 mm (W)

Free Fall Height: 1500mm

Deck Heights: 1200 & 1500mm



Features:

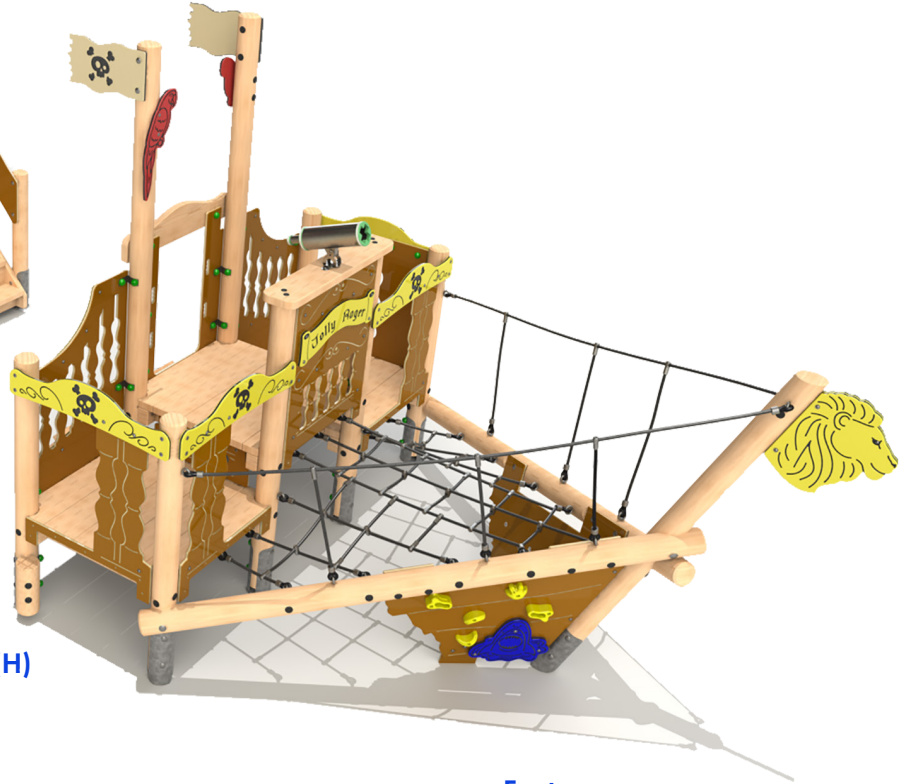
- 1.5m Slide,
- 1.2m Access Net,
- 1.2m Access Steps,
- 1.2m Climbing Wall,
- 1.2m Firemans Pole,
- Moving Ships Wheel,
- Moving Compass,
- Themed HDPE Panels,
- Under Deck Pirates Details

Under Deck Pirate Themed HDPE Details



Steel feet as standard.

Timber Ships



Weigh Anchor

Product Dimensions

10,261mm (L) 4181mm (W) 3078mm (H)

Minimum Surface Area: 66.21m²

13,402mm (L) 7153mm (W)

Free Fall Height: 1500mm

Deck Heights: 600, 900, 1200 & 1500mm

Features:

- 1.5m Slide,
- 1.2m Access Net,
- 1.2m Access Steps,
- 1.2m Climbing Wall,
- 1.2m Firemans Pole,
- 0.9m Access Ramp,
- Climbing Panels,
- Cargo Net,
- Balance Walks,
- Step Up Logs,
- Moving Ships Wheel,
- Moving Compass,
- Treasure Map & Pirate Flags,
- Themed HDPE Panels,
- Under Deck Pirates Details
- Stainless Steel Telescope



Bespoke Towers available, enquire for more information.

Crows Nest

Product Dimensions

4388mm (L) 2706mm (W) 4274mm (H)

Minimum Surface Area: 32.72m²

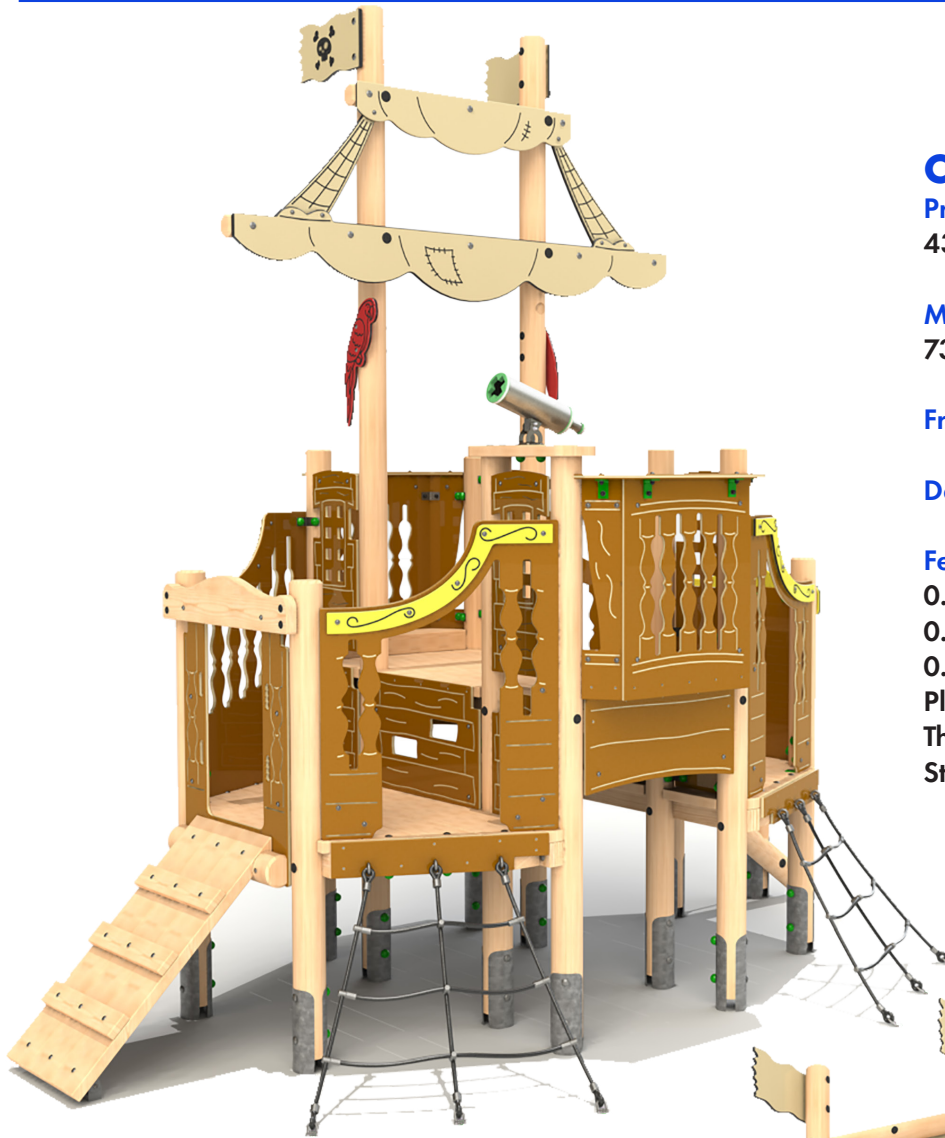
7347mm (L) 5462mm (W)

Free Fall Height: 1500mm

Deck Heights: 900 & 1500mm

Features:

0.9m Access Ramp,
0.9m Access Nets,
0.9m Ladder Log,
Play Balconies,
Themed HDPE,
Stainless Steel Telescope



Crows Nest with Slide

Product Dimensions

4388mm (L) 4826mm (W) 4274mm (H)

Minimum Surface Area: 41.63m²

7347mm (L) 8272mm (W)

Free Fall Height: 1500mm

Deck Heights: 900 & 1500mm

Features:

Crows Nest with Balcony removed and
1.5m Slide added.



Timber Ships

Batten Down The Hatches

Product Dimensions

14,821mm (L) 4388mm (W) 4284mm (H)

Minimum Surface Area: 95.13m²

17,963mm (L) 7347mm (W)


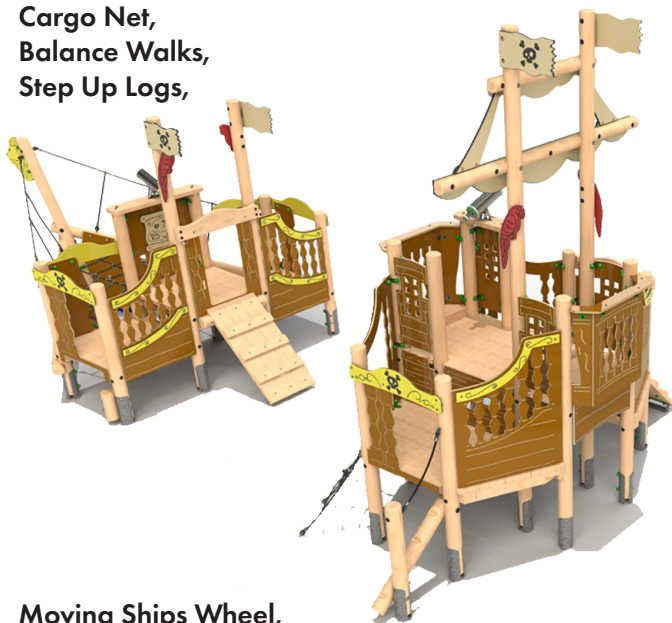
Free Fall Height: 1500mm

Deck Heights: 600, 900, 1200 & 1500mm

Features:

- 1.5m Slide,
- 1.2m Access Net,
- 1.2m Access Steps,
- 1.2m Climbing Wall,
- 1.2m Firemans Pole,
- 0.9m Access Ramp,
- 0.9m Access Nets,
- 0.9m Ladder Log,
- Play Balconies,
- Climbing Panels,
- Cargo Net,
- Balance Walks,
- Step Up Logs,

- Moving Ships Wheel,
- Moving Compass,
- Treasure Map & Pirate Flags,
- Themed HDPE Panels,
- Under Deck Pirates Details
- Stainless Steel Telescope



Ships Stern

Crows Nest

Ships Bow

Bespoke Towers available, enquire for more information.

Swab The Decks

Product Dimensions

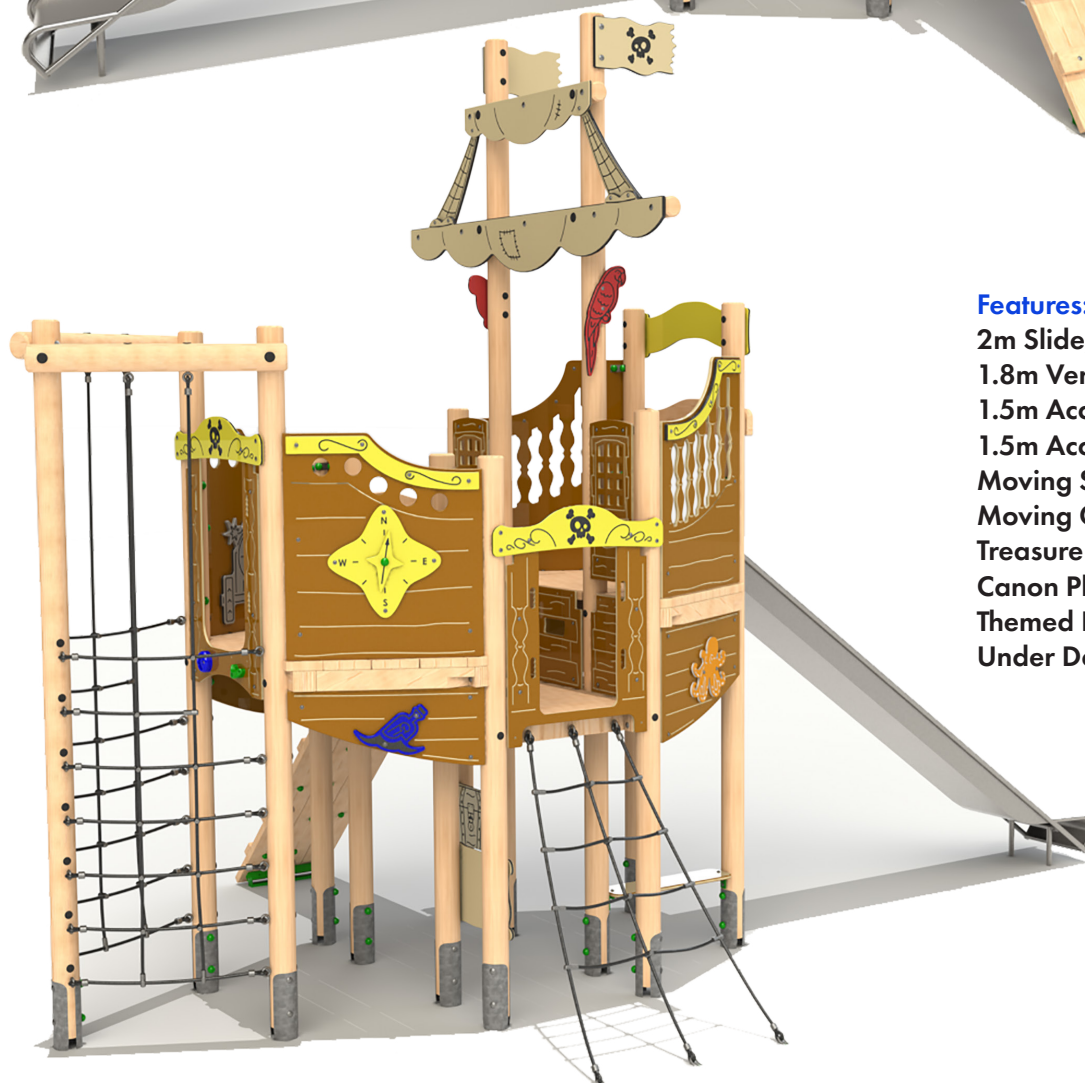
6790mm (L) 4273mm (W) 4874mm (H)

Minimum Surface Area: 49.05m²

10,437mm (L) 7262mm (W)

Free Fall Height: 2000mm

Deck Heights: 1500, 1800 & 2000mm



Features:

- 2m Slide,
- 1.8m Vertical Climbing Nets,
- 1.5m Access Net,
- 1.5m Access Ramp,
- Moving Ships Wheel,
- Moving Compass,
- Treasure Map & Chest,
- Canon Play Panel,
- Themed HDPE Panels,
- Under Deck Bench

Timber Ships

Shiver Me Timbers

Product Dimensions

12,973mm (L) 4082mm (W) 4874mm (H)

Minimum Surface Area: 78.3m²

16,088mm (L) 6928mm (W)

Free Fall Height: 1800mm

Deck Heights: 1200, 1500 & 1800mm



Features:

Cannon Play Panels,
Moving Ships Wheel,
Moving Compass,
Treasure Map & Chest,
Themed HDPE Play Panels,
Under Deck Cargo Net,
Under Deck Pirates Details
Stainless Steel Telescope

Features:

1.8m Slide,
1.5m Fireman's Pole,
1.5m Access Ramp,
1.5m Ladder Logs,
1.5m Climbing Wall,
Rope Bridge,
Rope Tunnel,
Climb Net,
Balance Beams,



Bespoke Towers available, enquire for more information.

Walk The Plank

Product Dimensions

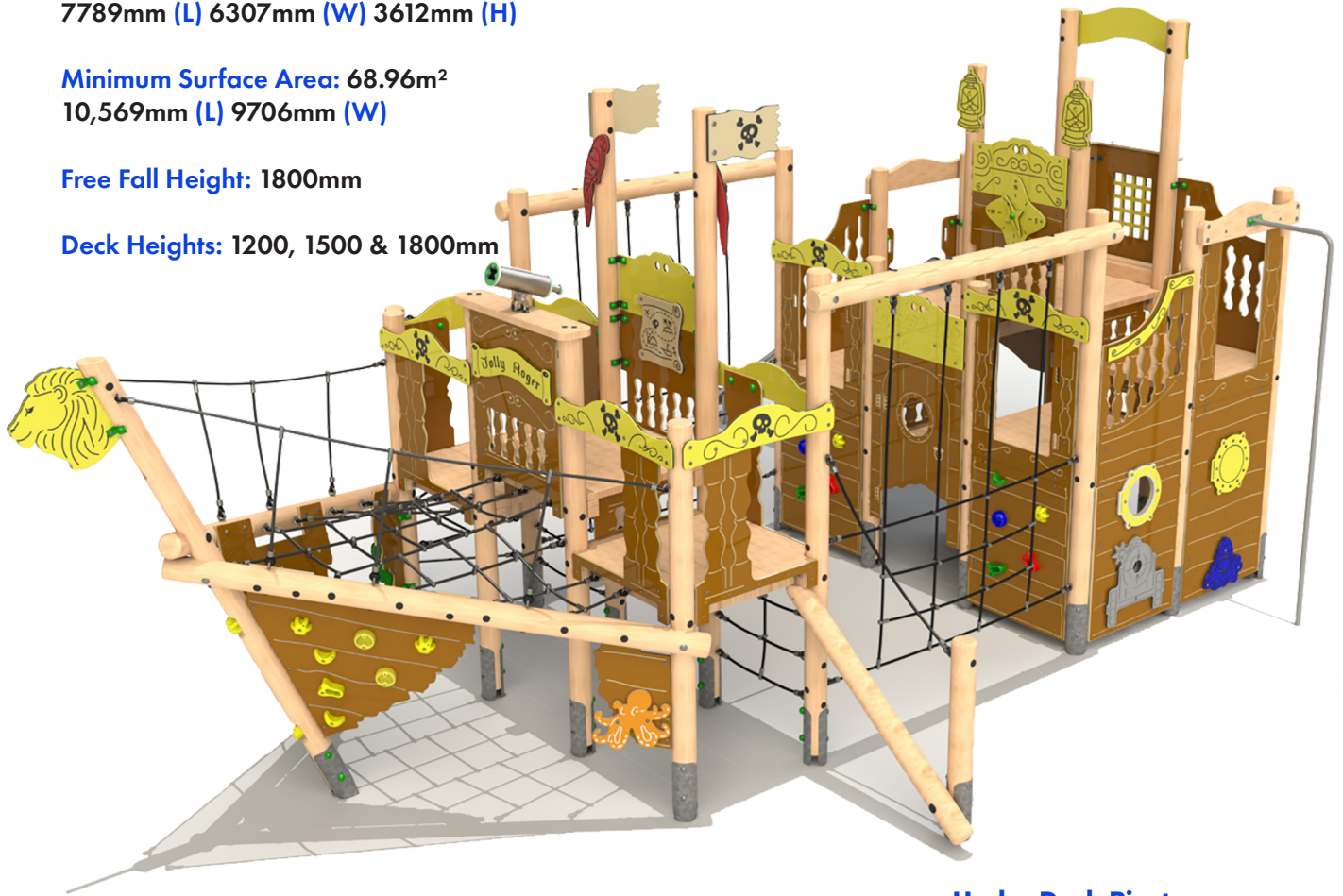
7789mm (L) 6307mm (W) 3612mm (H)

Minimum Surface Area: 68.96m²

10,569mm (L) 9706mm (W)

Free Fall Height: 1800mm

Deck Heights: 1200, 1500 & 1800mm




Features:

Traverse Nets,
1.5m Slide,
1.5m Fireman's Pole,
1.2m Climbing Walls,
1.2m T-Rope Climber,
1.2m Ladder Log,
Climbing Panels,
Cargo Net,
Climb Net,
Balance Walks,

Play Balcony,
Cannon Play Panels,
Moving Ships Wheel,
Moving Compass,
Treasure Map & Chest,
Under Deck Pirates Details,
Themed HDPE Panels,
Stainless Steel Telescope

Under Deck Pirate Themed HDPE Details



Steel feet as standard.

Timber Ships

All Hands On Deck

Product Dimensions

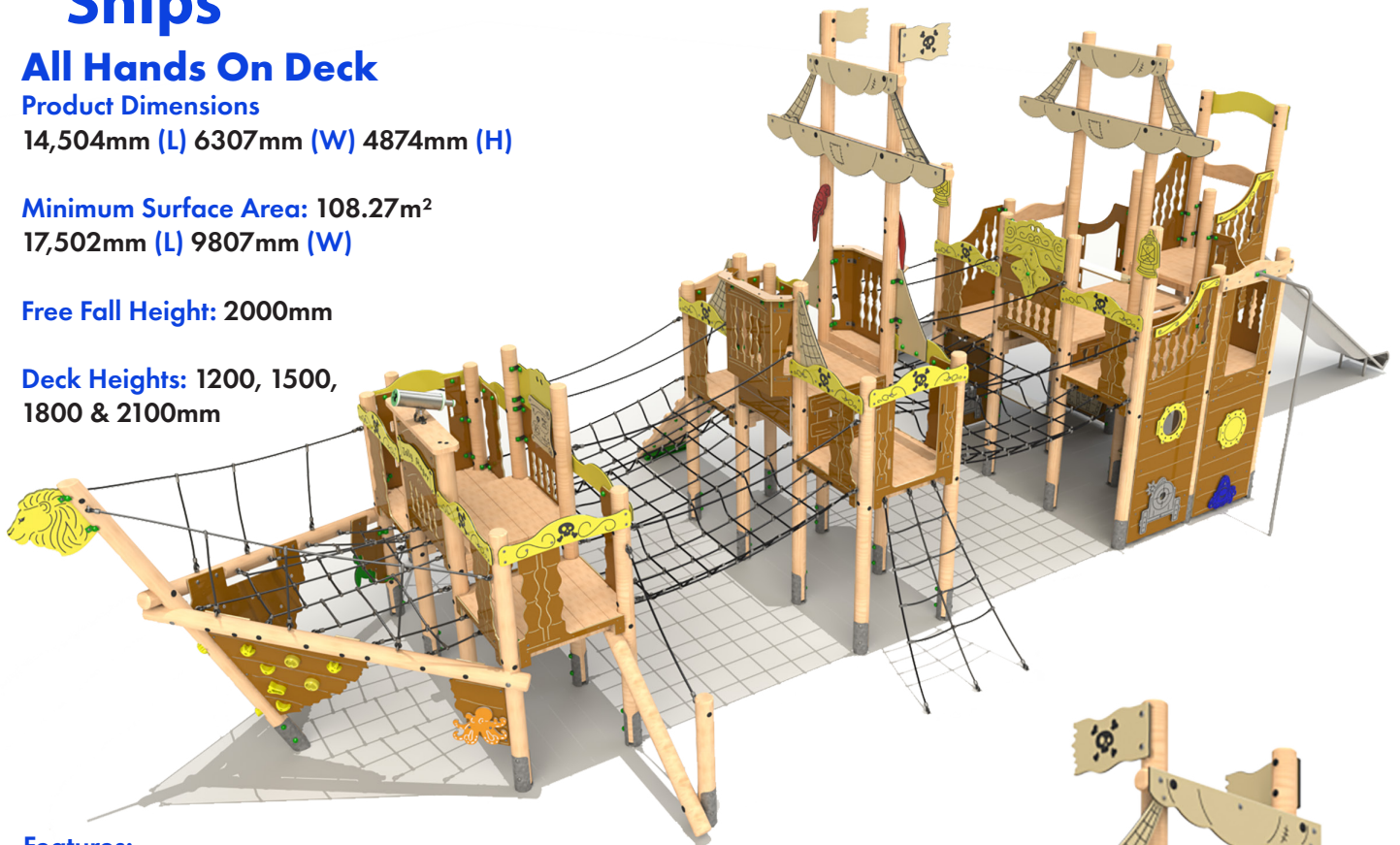
14,504mm (L) 6307mm (W) 4874mm (H)

Minimum Surface Area: 108.27m²

17,502mm (L) 9807mm (W)

Free Fall Height: 2000mm

Deck Heights: 1200, 1500,
1800 & 2100mm



Features:

- Traverse Nets,
- 2m and 1.5m Slides,
- 1.5m Fireman's Pole,
- 1.5m Access Net,
- 1.5m Access Ramp,
- 1.5m Climbing Walls,
- 1.2m T-Rope Climber,
- 1.2m Ladder Log,
- Climbing Panels,
- Cargo Net,
- Balance Walks,
- Play Balconies,
- Cannon Play Panels,
- Moving Ships Wheel,
- Moving Compass,
- Treasure Map & Chest,
- Under Deck Pirates Details,
- Themed HDPE Panels,
- Stainless Steel Telescope



Bespoke Towers available, enquire for more information.

Timber Ships

All Hands On Deck with Tube Slide

Product Dimensions

13,692mm (L) 6307mm (W) 4874mm (H)


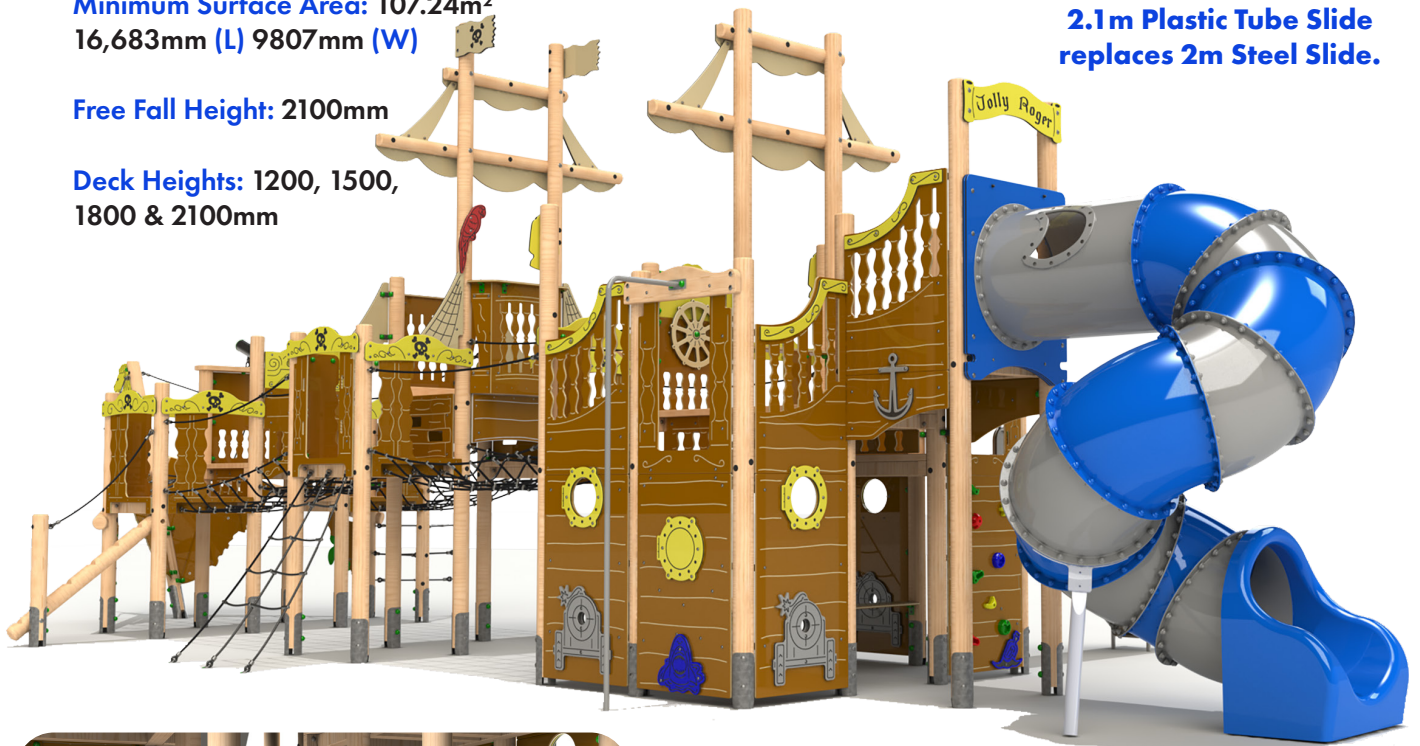
Minimum Surface Area: 107.24m²

16,683mm (L) 9807mm (W)

Free Fall Height: 2100mm

Deck Heights: 1200, 1500,
1800 & 2100mm

2.1m Plastic Tube Slide
replaces 2m Steel Slide.



Under Deck Pirate
Themed HDPE Details



Steel feet as standard.



The ability to offer unrivalled value for money whilst still ensuring exceptional quality and longevity is key. The Timber Ships range accommodates all ages, budgets and play scheme sizes.

Our uncompromising approach to safety during the design and manufacturing process is paramount. With this in mind all the Timber Ships range are designed to meet the requirements of BS EN 1176.

Choose from either a standard Ship or create a bespoke design using the interchangeable modular play elements.

In order to ensure the highest level of accuracy, all units are produced on a custom made, state of the art, 6 Axis CNC machine. This technology allows us to offer unparalleled accuracy in the field of play timber production.